

# NISSEI CORPORATION

## We are selected for ease of use

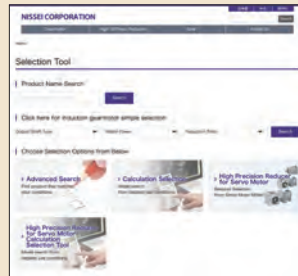
We offers a wide variety of standard products and delivers stable quality with quick shipment. We are proud of our flexibility and quick response to made-to-order with more than 90% in-house parts production ratio and we will deliver you reassurance for future replacement with consistent dimension of mounting position even though function and performance of our product have been evolving over 40 years since 1974; the first launch of gearmotor.

**Website** <https://www.nissei-gtr.global/>



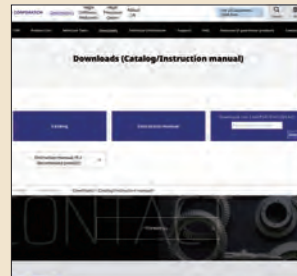
### Selection Tool

For an estimated price and delivery date to design equipment.



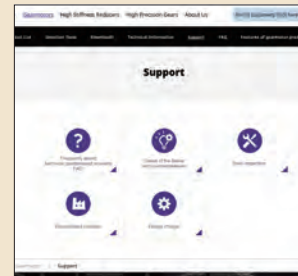
### Downloads

For product outline drawings, CAD, instruction manuals, or catalogs.



### Support

For requesting troubleshooting or an investigation or inspection of a product.



## About Us

### Corporate overview

Trade name Nissei Corporation  
 Capital 3,475 billion yen  
 Location Anjo City, Aichi Prefecture  
 Plants Main plant, Anjo Minami Plants, Gearmotors No. 2 Plant  
 Main line of products Reducers, variable speed reducers, small gears (made-to-order gears), etc.

### Domestic bases



Main plant



Gearmotors No. 2 Plant



Anjo Minami Plants

### Sales and Marketing Management

Overseas Sales Sect.  
 1-1, Inoue, Izumi-cho, Anjo City, Aichi Prefecture  
 TEL(0566)92-5312  
 FAX(0566)92-7002  
 E-mail oversea@nissei-gtr.co.jp



# Product List

You can choose whichever you feel easy and functional.

## High Stiffness Reducers

Reduction Ratio 1/19~1/100 RoHS



▶ Hollow Bore Type

▶ Flat Type

## Induction Gearmotors

Motor Power 15W~90W Reduction Ratio 1/5~1/1800 RoHS



▶ Parallel Shaft (G)

▶ Right Angle Shaft (H)

▶ Concentric Right Angle Hollow Bore/Concentric Right Angle Shaft (F2)

Motor Power 0.1kW~2.2kW Reduction Ratio 1/5~1/1500 RoHS



▶ Parallel Shaft (G3)

▶ Right Angle Shaft (H2)

▶ Right Angle Hollow Bore/Right Angle Shaft (F)

▶ Concentric Right Angle Hollow Bore/Concentric Right Angle Shaft (F3)

## Battery Powered Gearmotors

Motor Power 50W~0.4kW Reduction Ratio 1/5~1/240 RoHS



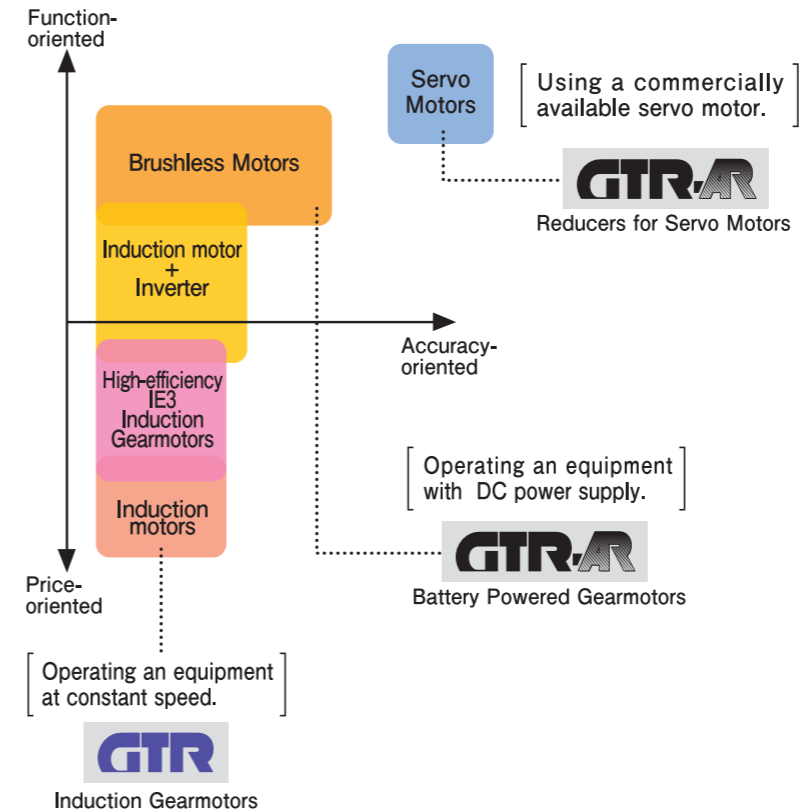
▶ V Series

Motor Power 0.75kW Reduction Ratio 1/10~1/60 RoHS



▶ SD Series

## We offer a vast variety of products that can meet your requirements.



### Induction Gearmotors

- Easy to handle; you can start it up simply by connecting to the power supply.
- Three mount types are available (foot mount, flange mount, small flange mount).

### Battery Powered Gearmotors

- Battery-powered, ideal for moving device.
- Dedicated software enables you to set up easily.

### Servo Motors

- Highly accurate control is possible with a detector that measures the rotation speed, etc.
- Our reducers support major servo motors in domestic and overseas markets.

## Reducers for Servo Motors

Motor Power 100W~3000W Reduction Ratio 1/3~1/240 RoHS




▶ Parallel Shaft/Planetary (APG)

▶ Right Angle Hollow Bore/Right Angle Shaft (AFC)

▶ Low Backlash Specification (AG3, AH2, AF3)

## Gearboxes KOMPASS

Output Shaft Diameter  $\phi 10 \sim \phi 40$  Reduction Ratio 1/1 · 1/2 RoHS



▶ K Type (Bearing Type)

▶ KN Type